

Williams County Health Department



Williams County Mortality Report, 2017–2021

Purpose: This report was developed to provide a 5-year snapshot of deaths that occurred in Williams County from 2017 to 2021. The data focuses on death count and age-adjusted rates (per 100,000 population) of different demographic characteristics such as sex and age group for Williams County residents. Data for this report was analyzed from the Ohio Public Health Information Warehouse. Findings from this report can provide insight into the factors that are causing deaths within Williams County.

Summary: *Key findings:*

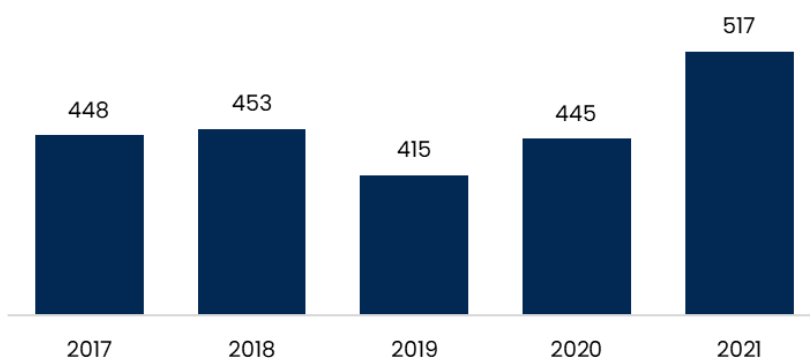
From 2017 to 2021, Williams County experienced a total of 2,278 resident deaths, seeing a 15.4% **increase in deaths** over the five-year period. The top five leading causes of death were **heart disease, cancer, chronic lower respiratory diseases, COVID-19, and unintentional injuries**. Both males and females had an upward trend in deaths, with males consistently experiencing higher mortality rates compared to females. Among age groups, mortality rates were higher among older individuals compared to younger age group individuals.

Data:

Key findings over time



Total deaths by year in Williams County from 2017–2021. n=2,278



From 2017 to 2021, Williams County had **2,278 resident deaths**. The number of deaths increased steadily since 2019, reaching a peak of 517 deaths in 2021, while 2019 recorded the lowest number of deaths at 415.

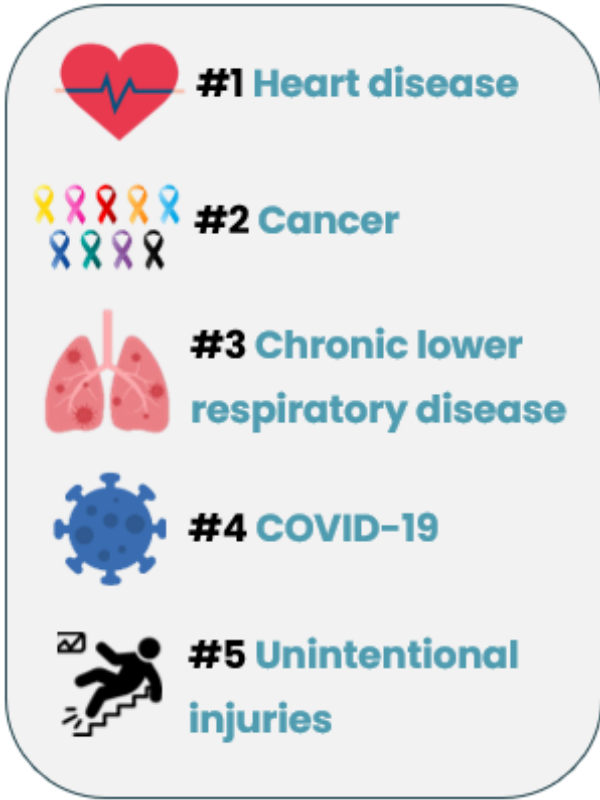


Deaths increased

15.4%

since 2017.

Leading causes of death



Rank	Cause of death	Death count	Age-adjusted rate per 100,000
#1	Heart disease	490	177.9
#2	Cancer	472	175.3
#3	Chronic lower respiratory diseases	141	51.3
#4	COVID-19	137	50.2
#5	Unintentional injuries	136	66.4

*Leading cause of death rank determined by death count.

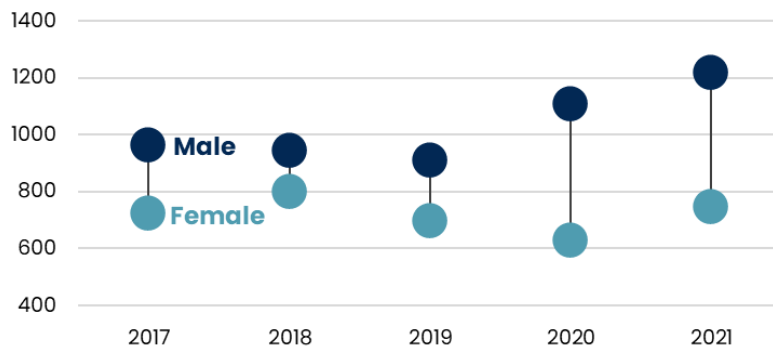
The top five leading causes of death from 2017 to 2021 were heart disease, cancer, chronic lower respiratory diseases, COVID-19, and unintentional injuries.

Heart disease was the leading cause of death, accounting for 490 deaths while cancer was the second leading cause of death with 472 deaths.

Even though COVID-19 deaths did not appear until 2020, COVID-19 was the fourth highest leading cause of death with 137 deaths.

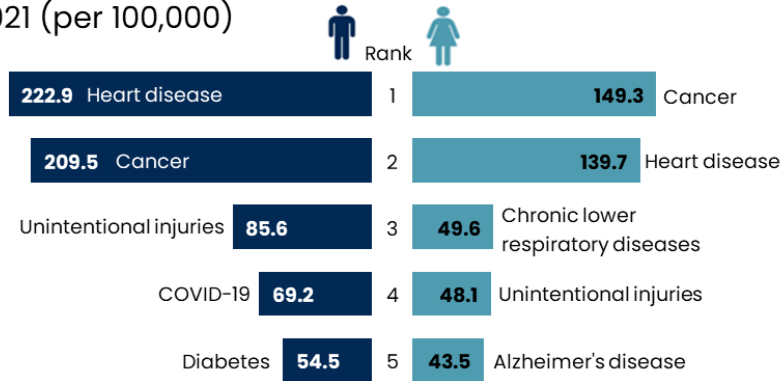
Sex ♀ ♂

Total deaths per year by sex in Williams County (per 100,000 population)



Since 2017, both males and females had an upward trend in deaths, with males experiencing a 26.4% increase and females a 3.1% increase in deaths. From 2017 to 2021, males consistently had higher mortality rates than females.

Top five leading causes of death for **males** and **females** in Williams County from 2017-2021 (per 100,000)



Among males, heart disease was the leading cause of death with an age-adjusted rate of 222.9 deaths per 100,000, while cancer held the top position among females, with an age-adjusted rate of 149.3 deaths per 100,000. Males had nearly 2x more unintentional injury deaths compared to females.

Age group



Unintentional injuries were the leading cause of death for individuals **under 44** years old. This includes unintentional drug overdose, motor vehicle crash deaths, falls, etc.



Suicide was the second leading cause of death among **15-24**-year-olds and **25-34**-year-olds.



Cancer was the leading cause of death among individuals between the ages of **45-84**.



Heart disease was the leading cause of death for individuals age **85+**.

Recommendations/Future Interventions:

Individual and community level interventions are necessary to decrease the likelihood of death in Williams County. Health promotion and preventative programs can be initiated to decrease future deaths. For more information, visit CDC website: bit.ly/TakingCareofYourBody

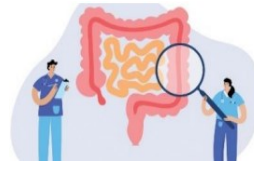
How we can improve health and wellness in Williams County:



Eat a heart-healthy diet.



Get physical activity daily.



Increase cancer screening awareness to the public.



Increase access to healthcare for everyone.

References:

- Ohio Public Health Information Warehouse (2022). Mortality. "These data were provided by the Ohio Department of Health. The Department specifically disclaims responsibility for any analyses, interpretations or conclusions". Retrieved from: <https://publicapps.odh.ohio.gov/EDW/DataBrowser/Browse/Mortality>

If you would like to read more about Williams County mortality data, read our full mortality report at bit.ly/WCMortalityReport.